

Year 4 Topic Remote learning Week beginning 01.03.21

This pack contains:

- 5 tasks
- A few additional ideas to keep you busy! Please note that these are optional for you to complete if you would like to.
- Don't forget to look on the school website for links to this weeks music lessons.

You will then need to bring in your homework book when you return to school. The teacher will then be able to give you feedback on the work.

Science - Spring Watch

Can I make observations of how an environment changes over time?

Revisit the areas you looked at last week and update your springwatch diary.

If you cant, draw and make notes about what you see.

Don't forget to check and measure the water in your rain gauge if you made one last week.

There are instructions for making a rain gauge [here](#).


Have a look at the next slide to see the weekly diary to complete.

Year 4 Springwatch Diary.

Can I make careful observations of how an environment changes over time?

Week	Patch 1 Location:	Patch 2 Location:	Patch 3 Location:	Patch 4 Location:	Weather Data
1					Temperature: Rainfall: Conditions:
2					Temperature: Rainfall: Conditions:

You should
be on week 2
now.



This page can also be found on the website.

You do not need to print this sheet, you could make notes each week in your homework books.

RE - Can I explore Buddhist beliefs?

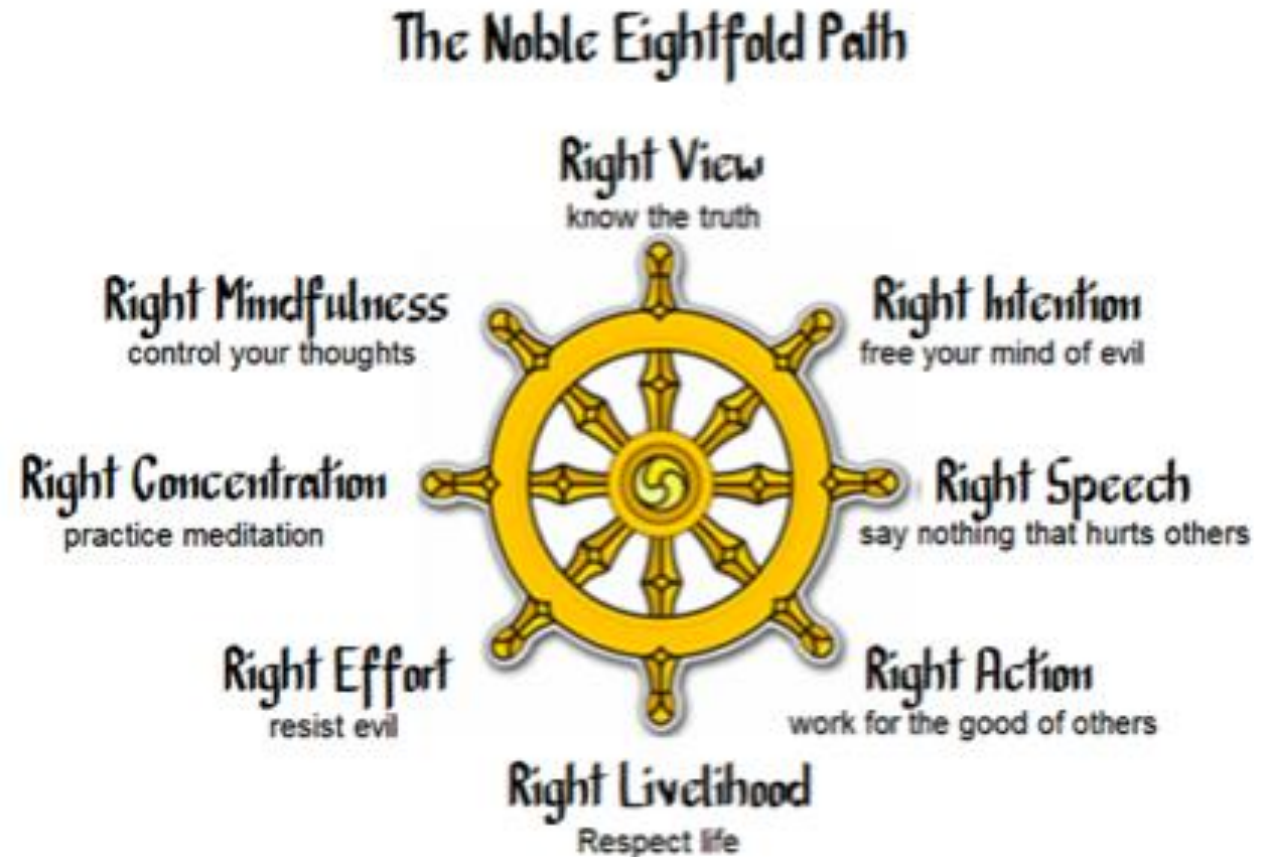
The main teachings of Buddhism are found in Buddha's Eightfold Path. Buddhists believe that you must follow the Eightfold Path every day if you are to live a good life.

Task 1

There are two power points for you to look through on the school website. They are called 'The Eightfold path' and 'The Eightfold Path 2.'

Task 2

Create a poster all about the eightfold path.



PE Challenges

Have a look at the challenges power point on the school website.

SPELL YOUR NAME & DO THE WORKOUT!

A – 3 Star Jumps

B – 5 Floor Sprints

C – 5 Star Jumps

D – 4 Squats

E – 10 Sit & Reach

F – 5 Arm Circles (Forward & Backwards)

G – 3 Push Ups

H – 10 Squats

I – 20 Sit & Reach

J – 5 Standing Mountain Climbers

K – Pretend to skip for 20 secs

L – 10 Frog Jumps

M – 5 Lunges



N – 20 Star Jumps

O – 5 Push Ups

P – 5 Lunges

Q – 10 Star Jumps

R – 10 High Knees

S – 10 Floor Sprints

T – 3 Burpees

U – 5 Frog Jumps

V – 5 Calf Raises (on your tip toes)

W – 5 High Knees

X – 10 Arm Circles (Forwards & Backwards)

Y – 5 Burpees

Z – 10 Standing Mountain Climbers



PE Challenges

Have a look at the challenges power point on the school website.

Keep Active during lockdown

HAMPSHIRE SCHOOL GAMES DAILY CHALLENGE

Now, more than ever, it is important that pupils are physically active to support both their physical and mental well-being. Once again, the role of the National network of School Games Organisers has shifted to support and implement the Chief Medical Officers guidelines; for all children to be active for 60 minutes each day.

The Hampshire SGOs #HSGDailyChallenge will begin on Monday 11th January and will initially run until February Half Term. Please let us know if you are taking part in the challenges and we can then send this information to the School Games Organisers.

We look forward to parents and children sharing photos and videos of all the activities they have taken part in. Don't forget to use the #HSGDailyChallenge in your posts and tweets, as well as tagging your local SGO or Sports Partnerships (Gosport) and our school so they can see what your pupils have been up to and the impact this challenge is having across Hampshire!

The main aim of the campaign is to get and keep people moving whilst trying to have some fun!

Art - Weaving

We are going to use recycled materials to make our own piece of weaving inspired by our topic - Spring watch.

[Click here to watch a video. The girl collects things she could reuse.](#)

Task 1 - Write a list of all the things that remind you of Spring.

You are now going to plan your weaving. You need to think about:

- What colours you would like to use?
- What different textures would you like to use?
- What could you use? You could use newspaper, magazines, crisp packets! Do you have anything at home you could recycle?
- What recycled papers could you use?
- How many rows of each colour will you use?
- What weaving pattern will you use?

Task 2 - Design your weaving
Create a plan/design for your weaving in your homework books.

There are some pictures of recycled weaving and weaving patterns on the next page to inspire you!

Can I plan colours and textures to represent the Spring in my weaving design?

Which choice of colours will I use to represent Spring?
Draw your design here:

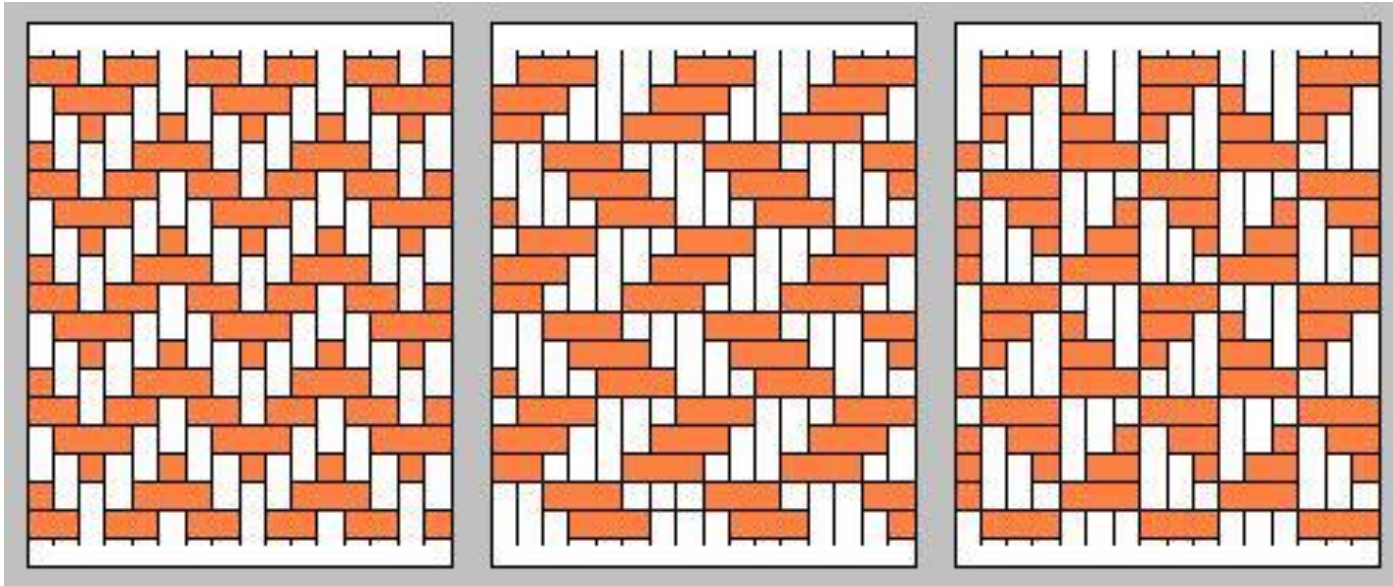
How many rows of each colour will I use?
Write an estimate next to each colour.

Which different textures will I use to represent Spring? What recycled materials could you use?
Make notes here:

Art - Recycled paper weaving



Different weaving patterns



You can create different patterns in your weaving by following different patterns. Have a look at these to give you some ideas.

Spanish

Last week, we looked at the different phrases for weather.

Look at the pictures on the right. Each picture has a different phrase. Draw the weather that the phrase is describing.

The help sheet is on the next slide to remind you.

You do not have to print this, you could draw your own pictures in your homework books! Don't forget to label your drawings if you do this

Hoy hace sol



Hoy llueve



Hoy hace viento



Hoy nieva



Hoy hay nubes



Hoy hay tormenta



Weather - El tiempo



fog
la niebla



cold
frío



clouds
las nubes



showers
la lluvia



wet
mojado



snow
la nieve



storm
la tormenta



dry
seco



hot
calor



sleet
la escarcha



rainbow
el arcoíris



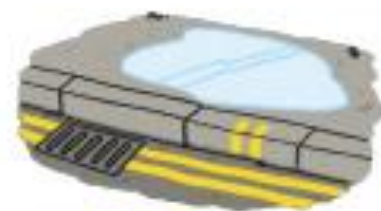
windy
ventoso



sunny
soleado



hail
el granizo



ice
el hielo

Education City

<https://www.educationcity.com/>

We have uploaded more tasks onto Education city. If you fancy a change, why not have a go at them?

If you don't have your log on details or have any problems finding the tasks, please contact your teacher on their email addresses or on year4@elson-jun.hants.sch.uk

Some other things you could do...

Take a look around Chester zoo and meet some friendly animals on a virtual tour!

<https://www.chesterzoo.org/virtual-zoo-2/>

SCIENCE@HOME - Some fantastic ideas and resources from the Science Centre.

<https://www.winchestersciencecentre.org/science-home/science-home/#.YAif1ej7TIU>

Interested in sea life? Have a look at these live cams!

<https://www.montereybayaquarium.org/animals/live-cams>

Is Geography your thing?

<https://www.natgeokids.com/uk/teacher-category/geography/>

Take a virtual tour of the National History Museum

<https://www.nhm.ac.uk/visit/virtual-museum.html>