

Year 4 Spelling Homework: Blue Spring 2 2021

Week 1 Test 26.2.21	Week 2 Test 4.3.20	Week 3 Test 11.3.20	Week 3 Test 18.3.20	Week 4 Test 25.3.20	Week 5 Test 01.04.20
Spring	park	bird	four	bear	clear
Summer	farmer	worm	short	pear	nearby
Autumn	father	church	story	hair	fear
Winter	smart	earth	stormy	fair	appear
otter	branches	churned	lawn	stare	cheer
heron	palm	toaster	jaw	share	deer
kingfisher	calm	butter	shawl	there	meerkat
kenning	balm	burning	claw	anywhere	here

Here are this half
terms spelling
lists!

Year 4 Spelling Homework: Green Spring 2 2021

Week 1 Test 26.2.21	Week 1 Test 5.3.21	Week 2 Test 12.3.21	Week 3 Test 19.3.21	Week 4 Test 26.3.21	Week 5 Test 01.04.21
Spring	breath	bicycle	possible	peculiar	centre
Summer	breathe	library	promise	consider	recent
Autumn	experience	occasionally	exercise	position	interest
Winter	separate	ordinary	opposite	natural	favourite
otter	supernatural	antibiotic	interactive	elation	musician
heron	superpower	antifreeze	intercept	conversation	beautician
kingfisher	autopilot	antihero	intertwine	confusion	admission
kenning	autograph	antisocial	internet	explosion	expression

Year 4 Spelling Remote learning Week beginning - Monday 22nd February 2021

Your spelling words for the week to learn are...

Blue group

Week 1 Test 26.2.21
Spring Summer Autumn Winter otter heron kingfisher kenning

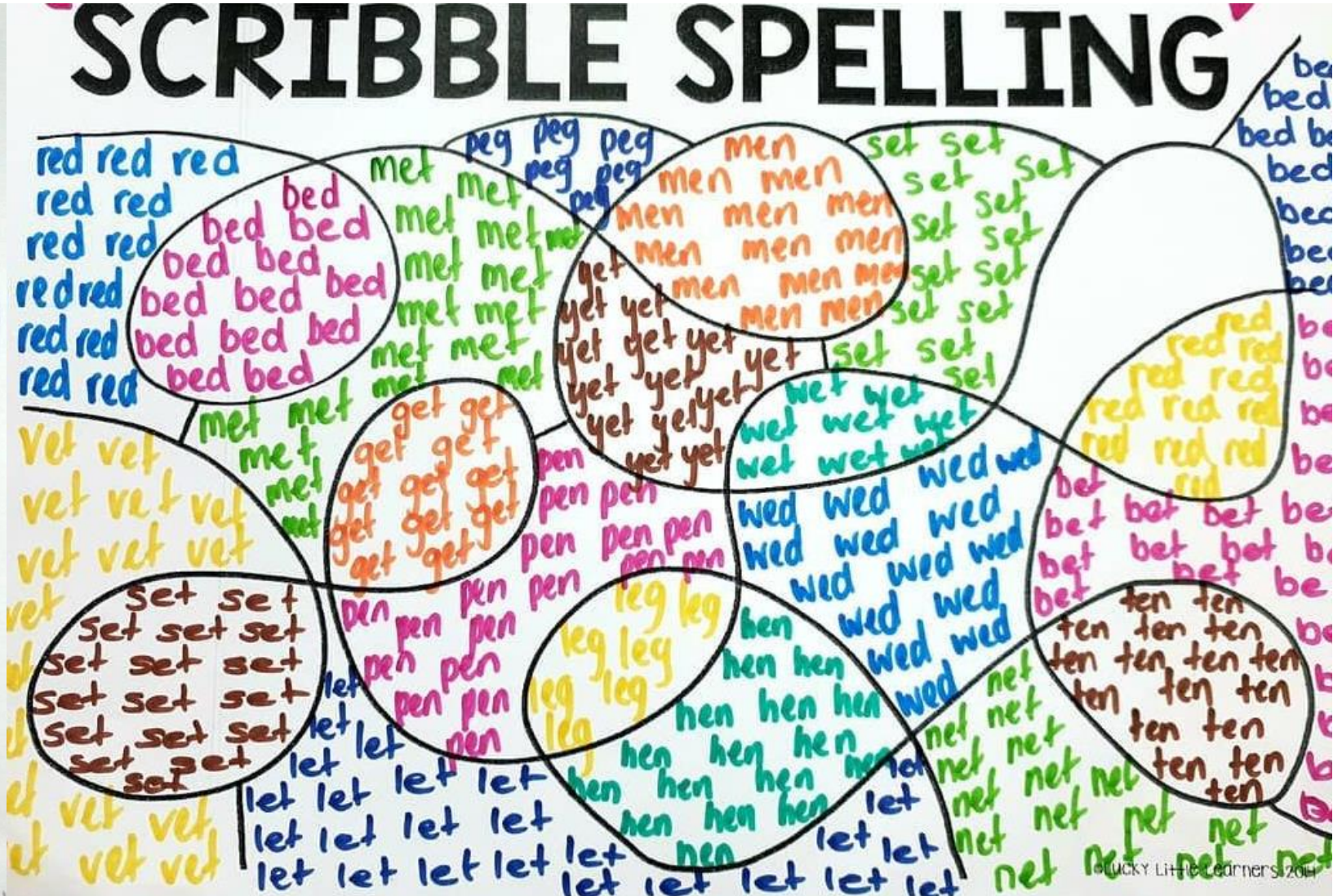

Green group

Week 1 Test 26.2.21
Spring Summer Autumn Winter otter heron kingfisher kenning

This week, you
have the same
words to learn!

Lesson 1 - Spelling scribbles

Use the scribble technique to practise your spellings today! Create a scribble on your page and write your spellings into the spaces. Use different colours.



Lesson 2 - Spotting spelling mistakes

Can you find the spelling mistakes in these sentences? Correct them using a dictionary!

(Use this worksheet if you learn the GREEN spellings. Use the next side if you learn the BLUE spellings)

Can you help Loona Spellgud to find and correct her spelling mistakes? Highlight the wrong spellings then write the correct word above the wrong one.

1. Everebodie licks homework becos it is coole!
2. My favorit subgects are Hisstry, Gografy and Siense.
3. I poot strawberry jam in my samwidge.
4. A curcl, a skware and a tryangel are all 3D shayps.

Lesson 2 - Spotting spelling mistakes

Can you find the spelling mistakes in these sentences? Correct them using a dictionary! (Use this worksheet if you the BLUE spellings)

Help Loona Spellgud to fix these sentences: Highlight the wrong spellings then write the correct word above the wrong one.

1. the her on the cloun loked gud

2. she caut the bal over their

3. the norty gurl dropped the sorce

4. i cort the ball befour it fell on the flore

Lesson 3 - Spelling practise

Blue group

and

Green group

Week 1

Test

26.2.21

Spring

Summer

Autumn

Winter

otter

heron

kingfisher

kenning

Have a look at the next three slides and pick some fun ways to learn your spellings!

Spelling Shapes

Count your spelling words. Draw one shape for each word. Now, write a spelling word in each of the shapes.

Example:



Connect the Dots

Write your spelling words using dots. Connect the dots you've drawn by tracing over them with a coloured pencil.

Spelling Flowers

Draw a big flower. Write each of your spelling words on one of the petals.

Here are some ways you could learn your spellings!

Rainbow Words

First, write your spelling words in pencil. Trace over the words 5 times using a different coloured crayon each time.



Pyramid Writing

Pyramid write your spelling words. Try to write them neatly!

Example: s
so
som
some



Fancy Letters


Write out each of your spelling words using fancy writing. Your letters could be curly or dotty.



Silly Sentences

Write silly sentences with a spelling word in each sentence. Underline your spelling words.

Example:
My cat wears a yellow hat when she goes dancing.



Across and Down

Write each word across and down, sharing the same first letter.

Example: when
hen



Backwards Words

Write out your spelling words forwards and then backwards.

Example:
home emoh



Here are some ways you could learn your spellings!

Bubble Words

Write your spelling words in bubble letters. After you have written them, you can colour them in with crayons.

Acrostic Poem

Choose one of your spelling words. Write an acrostic poem using that word. Illustrate your poem.

Example: sun
Summer is here
Under the rays
New flowers grow

Curly Words

Firstly, write your spelling words out in normal letters. Then, write them again in curly letters!

Tell a Story

Write a story using all of your spelling words. Make sure you underline your spelling words.

Spelling Shapes

Count your spelling words. Draw one shape for each word. Now, write a spelling word in each of the shapes.

Example: when four nice

Acrostic Poem

Choose one of your spelling words. Write an acrostic poem using that word. Illustrate your poem.

Example: sun
Summer is here
Under the rays
New flowers grow