

# Year 3 Literacy

## Remote learning

### 05.01.21-08.01.21

This week we will be starting a new topic. All will be revealed in the first couple of lessons!

These four lessons will introduce you to our topic and the book we will be using to inspire our writing.

## Lesson 1

LO: To ask questions and use evidence to make a prediction.

Today we're going to go on an aeroplane! You will need your passport ready and you will need to pack shorts, t-shirts, a sunhat, sun cream and plenty of water.

What kind of place do you think we might be flying to?  
Write your ideas in your book.



# We've landed!



Have a look at all the pictures of our destination on the previous page.

Where do you think we are?

Write your ideas in your book. Remember to use the clues to back up your ideas.

I think we are in \_\_\_\_\_ because \_\_\_\_\_



We are in Kenya which is in Africa! Was your prediction correct?


What questions do you have about Africa and Kenya?

Use the questions hand to help you write 3 or 4 questions.



## Lesson 2

LO: To sequence a story.



This is the book we will be using to inspire our writing for this unit of work.

It's called *Mama Panya's Pancakes*.

Read the story and create a story board or a cartoon strip of the story. You can do this however you like.

Now have a look at these events from the story.



See if you can put them in the correct order. Use the book and your story board to help you.

When you have finished you could act out the story and perform it to your family.

Mama began to cook and made sure she used all the flour.
Adika invited more and more friends for pancakes.
Adika asked Mama how many pancakes she would make.
Adika and Mama get ready to go to market.
Adika invited Sawandi and Naiman too.
Their friends started to arrive and they all bought ingredients with them.
Mama felt frustrated because Adika was inviting all of his friends for pancakes.
Adika spotted his school friend at the market and invited her for pancakes.
Everyone enjoyed a wonderful feast together. Mama forgave Adika.
Adika invited Mzee Odolo for pancakes.

### Lesson 3

LO: To explore the meaning of new vocabulary.

Re-read Mama Panya's Pancakes. Write down any words that your not sure on the meaning of.

Today we are going to learn the meaning of the underlined words below:

plumpest pepper

a small pail of butter

they carries two leather drinking gourds

First, write down what you think the words mean.

Then, use a dictionary or an online dictionary to find the meanings of the words.

If you don't have a dictionary, look at the next page and see if you can match the definitions to the words.



## Match the word to the definition

Word	Definition
<u>plumpest</u> pepper	A bucket
a small <u>pail</u> of butter	A container used to carry water or used for decoration.
they carried two leather drinking <u>gourds</u>	Something that is soft and has a rounded shape

## Lesson 4

LO: To use new vocabulary.

Yesterday you learnt the meaning of some new vocabulary. Today, we're going to find out the meaning of some more words and have a go at using all our new vocabulary in sentences.

Today we are going to find out the meaning of:

baobab tree

gleam in his eye





plantain

Write down what you think they mean then find the definition in the dictionary or match the definitions on the next page.

## Match the word to the definition

Word	Definition
<u>baobab tree</u> pepper	A facial expression that shows happiness
gleam in his eye	a type of green banana which can be cooked and eaten as a vegetable
plantain	A wide trunked, tropical tree

Now have a go at using the new vocabulary you have learnt in some sentences. Use the pictures to help you.



baobab tree	gleam in his eye	plumpest
drinking gourds	pail	plantain bunch

For example: Adika sat beneath the immense baobab tree and waved with a gleam in his eye.

